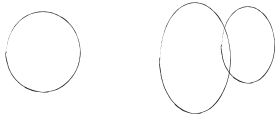


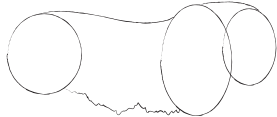
learn to draw a **TIGER**

1



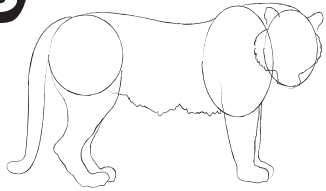
Draw 3 ovals.

2




Connect the shapes to form the body.
Use a jagged line for fur on the bottom.

3



Add the legs, tail, face & ears.


4



Add details to the face & body.

5

Erase the extra lines & add shading or color.



Use a pencil & eraser to draw your own tiger.

